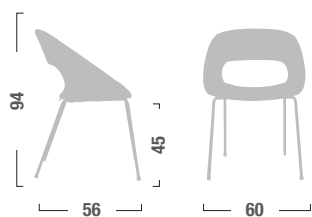




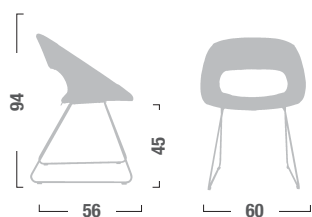
SONGE

Struttura: in acciaio.
 Imbottitura: schiumato a freddo.
 Base: a calice in acciaio cromato.
 Regolazione altezza: con pistone a gas.
 Telaio fisso: in acciaio cromato.

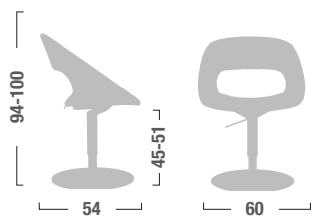
*Structure: in steel.
 Padding: cold foaming.
 Base: goblet-shaped in chromed steel.
 Height adjustment: with gas piston.
 Fixed framework: in chromed steel.*



SG22
 Poltroncina 4 gambe.
Four legs chair.



SG24
 Poltroncina telaio a slitta.
Sledge frame chair.



SG20
 Poltroncina girevole, base a calice.
Globed base revolving chair.