

**ELEMENTI TECNICI
TECHNICAL ELEMENTS**

SCRIVANIE E TAVOLI RIUNIONE



120x120x73,5h



200x90x73,5h



180-200x90x73,5h



200x90x73,5h



180-200x90x73,5h



200x90x73,5h



222d79x73,5h



240d 10x73,5h



360d 10x73,5h



200-340d 10x73,5h



320-360d 10x73,5h



Ø130x73,5h



260d20x73,5h



390d20x73,5h

**ELEMENTI TECNICI
TECHNICAL ELEMENTS**

ALLUNGH DATTILO, PENISOLA, CASSETTIERE, MOBILI DI SERVIZIO



120x60x73,5h



130x60x73,5h



160x60x73,5h



80d 15x73,5h



42x56x57h



42x56x57h



1 18x60x60h

ESEMPI COMPOSIZIONI MOBILI



96x47x83h



144x47x83h



189x47x83h



237x47x83h



282x47x83h



96x47x122h



144x47x122h



189x47x122h



237x47x122h



282x47x122h




96x47x198h




144x47x198h



189x47x198h

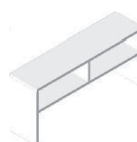


237x47x198h



282x47x198h

CONSOLLE, BOUASERIE



180x45x85h



180x45x200h

